



Kentucky High School Athletic Association

2280 Executive Drive • Lexington, KY 40505 • www.khsaa.org • (859)299-5472 (859)293-5999 (fax)

To: Superintendent, Principal, and Athletic Director

From: Brigid L. DeVries, Commissioner
Larry Boucher, Assistant Commissioner *LB*

Date: June 20, 2003

Subject: 2002-2003 Annual Report Forms Submission

School: Menifee County High School

Enclosed please find a copy of Form T-65, The 2002-2003 Annual Report Forms Checklist. In addition, you may find an attachment with corrected copies of the forms submitted by your school personnel. Please review this information so the forms can be completed accurately in the future. Also, KHSAA Audit Staff may have requested a re-submission of some of the 2002-2003 Annual Report Forms or need additional information on your athletic programs. Please submit this information by the date requested if this is applicable. Copies and all KHSAA Title IX documents must be kept current and included in your permanent Title IX File at the school. All documents are subject to Open Records Requests.

Should you need any further information, please do not hesitate to call anytime.



MEMORANDUM

TO: KHSAA Member School Superintendents, Principals, and Athletic Directors

FROM: Brigid L. DeVries, Commissioner
Larry Boucher, Executive Assistant Commissioner *LB*

DATE: June 4, 2003

RE: 2003 Title IX Forms Submission

School	Menifee County	Reviewed by	Gordon Bocock
--------	----------------	-------------	---------------


The following is a status report regarding the required 2002 – 2003 Title IX submission of forms due in to the KHSAA office by April 15, 2003. Appropriate audit personnel have reviewed these forms and the following is a summary of this review.

I. Checklist of Forms properly submitted in a satisfactory manner:

✓	GE 19 (Annual Verification)	✓	T-35 (Budget Expenses)
✓	T-1 (Summary Program Chart 1)	✓	T-36 (Budget Expenses)
✓	T-2 (Summary Program Chart 2)	✓	T-41 (Checklist – Overall Interscholastic Program)
✓	T-3 (Summary Program Chart 3)	✓	T-60 (Corrective Action Plan)
✓	T-4 (Summary Program Chart 4)	✓	T-63 (Interscholastic Survey Results)

II. Status

A.	✓	2002 – 2003 Forms are satisfactory and no further information or action is necessary at this time.
B.		Errors have been noted with respect to the following forms and corrected copies are being returned to you for placement in your Title IX file to ensure proper submission in the future.
C.		The following forms were omitted and must be submitted by school representatives.
D.		Other Recommendation and Comments: <ul style="list-style-type: none"> Form GE19 – It is noted that no student-athletes are listed as members of the school's Gender Equity Review Committee. It is recommended that this oversight be corrected. Form T-60 – Student survey also indicates a fairly strong interest in girls' tennis. It is recommended that the Gender Equity Review Committee take steps to see if this interest is real.



MEMORANDUM

To: KHSAA Member School Superintendents, Principals, and Athletic Directors

From: Brigid L. DeVries, Commissioner
Larry Boucher, Assistant Commissioner

Date: JUNE 4, 2003

Re: 2003 Title IX Forms Submission

School	<u>MENIFEE COUNTY</u>	Reviewed by	<u>GORDON Boucher</u>
--------	-----------------------	-------------	-----------------------

The following is a status report regarding the required 2002-2003 Title IX submission of forms which were due in to the KHSAA office by April 15, 2003. Appropriate audit personnel have reviewed these forms and the following is a summary of this review.

I. Checklist of Forms properly submitted in a satisfactory manner:



✓	GE 19 (Annual Verification)	✓	T-35 (Budget Expenses)
✓	T-1 (Summary Program Chart 1)	✓	T-36 (Budget Expenses)
✓	T-2 (Summary Program Chart 2)	✓	T-41 (Checklist – Overall Interscholastic Program)
✓	T-3 (Summary Program Chart 3)	✓	T-60 (Corrective Action Plan)
✓	T-4 (Summary Program Chart 4)	✓	T-63 (Interscholastic Survey Results)

II. Status

A.	✓	2002-2003 Forms are satisfactory and no further information or action is necessary at this time.
B.		Errors have been noted with respect to the following forms and corrected copies are being returned to you for placement in your Title IX file to ensure proper submission in the future.
C.		The following forms were omitted and must be submitted by school representatives.
D.		Other Recommendation and Comments:

G-19 - It is noted that no student ATHLETES ARE listed as members of the school's Gender Equity Committee. IT IS recommended that THIS oversight be corrected.

T-60 - Student survey also indicates a fairly strong interest in girls tennis. We recommend the Gender Equity committee take steps to see if this interest is real.





APR 16 2003

KENTUCKY HIGH SCHOOL ATHLETIC ASSOCIATION

TITLE IX

MEMBER SCHOOLS 2002-2003 ANNUAL REPORT FORMS

Submit to KHSAA
By April 15, 2003





**2002-2003 KENTUCKY HIGH SCHOOL ATHLETIC ASSOCIATION
ANNUAL VERIFICATION OF TITLE IX PROCEDURES**
(To be submitted by April 15, 2003 along with other required forms)

The Menifee Co. High School, Frenchburg, Kentucky
(Name of High School) (City)

certifies to the Kentucky High School Athletic Association that the following is an accurate and true representation of the facts surrounding compliance with 20 U.S.C. Sections 1681-1688, et. Seq. (also known as Title IX)

I certify the following provisions in accordance with records at the school contained in the permanent Title IX file, and to the best of my knowledge have completed the following tasks. (All boxes must be checked)

Established a gender equity committee at the high school. (list committee personnel and provide attachment if necessary)

Name	Address	Phone	Title
Rick Adams	P.O. Box 585 Frenchburg	768-9867	Assistant Coach
Rhonda Back	Hwy 460, Box 437 Frenchburg	768-3497	Cheer Coach
Elaine Brown	HCR 69 Box 325 Frenchburg	768-2244	Principal
Jeff Brown	Hwy 1010 Box 3080 Hazel Green	162-6563	Boys BB Coach
Justin Daniels	Hwy 437 West Liberty	522-4884	Girls BB Coach
Tim Hacker	21 Carrington Green Salt Lick	768-3897	Golf-BB Coach
Scott Johnson	P.O. Box 110 Frenchburg	768-8025	Transportation
Greg Howard	5946 S. Highway 211 Salt Lick	768-2807	Athletic Director

Scheduled a minimum of three meetings during the 2002-2003 school year on the following dates:

December 18, 2002
March 14, 2003
May 30, 2003

Designated the following person(s) as the Title IX coordinator for the school/district:

Scott Johnson Transportation P.O. Box 110 Frenchburg 768-8025
Name Title Address Phone

School personnel are continuing to make periodic reviews of the boys and girls athletics program reflected in the Corrective Action Plan.

In addition to the above information, the above referenced school maintains a complete permanent file relative to Title IX records including copies of the self-assessment audit, all corrective action plans, and other related materials.

Elaine Brown
Principal's Signature

4-14- 2003
Date

[Signature]
Superintendent's Signature

[Signature]
School Board Chairpersons' Signature

(Send original copy to KHSAA - Maintain duplicate in Title IX school folder)

2002-2003
ACCOMMODATION OF INTERESTS AND ABILITIES
SUMMARY PROGRAM CHART 1

Participation Opportunities Test One

SAMPLE FORM

		Column 1	Column 2	Column 3	Column 4
	Program	Enrollment	Percentage of Total Enrollment	Number of Interscholastic Participants (double and triple count)	Percentage of Total Participation
Row 1	GIRLS	429	52.1%	96	36.5%
Row 2	BOYS	394	47.9%	167	63.5%
Row 3	Totals	823	100%	263	100%

Instructions:

*Number of 8th grade students & below used in Column 4 calculations if applicable: _____

- 1) Determine the total number of girls enrolled, (place in Row 1, Column 1). Determine the total number of boys enrolled, (place in Row 2, Column 1).
- 2) Add the total number of girls and boys enrolled to determine total enrollment, (place in Row 3, Column 1).
- 3) Calculate the percentage of total enrollment that is female. (Divide Row 1, Column 1 by row 3, Column 1 and place in Row 1, Column 2.) Calculate the percentage of total enrollment that is male. (Divide Row 2, Column 1 by Row 3, Column 1 and place in Row 2, Column 2.) Note: Row 1, Column 2 plus Row 2, Column 2 should total 100%.
- 4) Ask the head coaches to review the most updated eligibility or squad lists for their teams. Ask coaches to confirm the names of those individuals who are on the team as of the first **date of competition**, and cross out the names of those who were cut from the team or quit the team prior to the first competitive event. Determine the total number of interscholastic athletics participants that are girls, (and place in Row 1, Column 3). In order to determine the total number of athletics participants, an individual should be counted each time he or she participates on a team. For example, if Jane Doe competes on the varsity volleyball team, the junior varsity volleyball team, the junior varsity basketball team, and the varsity softball team, she should be counted as four participants (**do not include club or intramural sports participants, cheerleaders, dance teams or pom squads**). Calculate the same way for boys and girls. * In addition, should 8th grade students and below play on a Freshman, Junior Varsity, or Varsity team, they should also be counted for each team and sport on which they participate. If applicable, please asterisk the above notation as to how many 8th grade students & below are included. Using the same procedure, determine the total number of interscholastic athletic participants that are boys, (and place in Row 2, Column 3. Add Row 1, Column 3 plus Row 2, Column 3 to get total participants and place in Row 3, Column 3).
- 5) Calculate the percentage of female participation. (Row 1, Column 3 divided by Row 3, Column 3 and place in Row 1, Column 4.) Calculate the percentage of male participation. (Row 2, Column 3 divided by Row 3, Column 3 and place in Row 2, Column 4.) Note: Row 1, Column 4 plus Row 2, Column 4 should total 100%.

Note: While being within three percent is not a formal compliance standard; if the percent listed in Row 1, Column 4 is within 3% of Row 1, Column 2, then it provides a good target within which compliance is likely.

Principal's Signature: Elaine Brown Date: 4-8-03

2002-2003
ACCOMMODATION OF INTERESTS AND ABILITIES
SUMMARY PROGRAM CHART 1

KHSAA
 Form T1
 Rev. 9/02

Participation Opportunities Test One

		(Column 1)	(Column 2)	(Column 3)	(Column 4)
	Program	Enrollment	Percentage of Total Enrollment	Number of Interscholastic Participants (double and triple count)	Percentage of Total Participation
Row 1	GIRLS	170	49.1%	82	48.9% ✓
Row 2	BOYS	176	50.9%	89	52.0% ✓
Row 3	Totals	346 ✓	100%	171 ✓	100%

Instructions:

*Number of 8th grade students & below used in Column 4 calculations if applicable: 26

- Determine the total number of girls enrolled, (place in Row 1, Column 1). Determine the total number of boys enrolled, (place in Row 2, Column 1).
- Add the total number of girls and boys enrolled to determine total enrollment, (place in Row 3, Column 1).
- Calculate the percentage of total enrollment that is female. (Divide Row 1, Column 1 by row 3, Column 1 and place in Row 1, Column 2.) Calculate the percentage of total enrollment that is male. (Divide Row 2, Column 1 by Row 3, Column 1 and place in Row 2, Column 2.) Note: Row 1, Column 2 plus Row 2, Column 2 should total 100%.
- Ask the head coaches to review the most updated eligibility or squad lists for their teams. Ask coaches to confirm the names of those individuals who are on the team as of the first **date of competition**, and cross out the names of those who were cut from the team or quit the team prior to the first competitive event. Determine the total number of interscholastic athletics participants that are girls, (and place in Row 1, Column 3). In order to determine the total number of athletics participants, an individual should be counted each time he or she participates on a team. For example, if Jane Doe competes on the varsity volleyball team, the junior varsity volleyball team, the junior varsity basketball team, and the varsity softball team, she should be counted as four participants (**do not include club or intramural sports participants, cheerleaders, dance teams, or pom squads**). Calculate the same way for boys and girls. * In addition, should 8th grade students and below play on a Freshman, Junior Varsity, or Varsity team, they should also be counted for each team and sport on which they participate. If applicable, please asterisk the above notation as to how many 8th grade students & below are included in the totals. Using the same procedure, determine the total number of interscholastic athletic participants that are boys, (and place in Row 2, Column 3). Add Row 1, Column 3 plus Row 2, Column 3 to get total participants and place in Row 3, Column 3.
- Calculate the percentage of female participation. (Row 1, Column 3 divided by Row 3, Column 3 and place in Row 1, Column 4.) Calculate the percentage of male participation. (Row 2, Column 3 divided by Row 3, Column 3 and place in Row 2, Column 4.) Note: Row 1, Column 4 plus Row 2, Column 4 should total 100%.

Note: While being within three percent is not a formal compliance standard; if the percent listed in Row 1, Column 4 is within 3% of Row 1, Column 2, then it provides a good target within which compliance is likely.

Principal's Signature: Elaine Brown Date: 4-8-03

2002-2003
ACCOMMODATION OF INTERESTS AND ABILITIES
SUMMARY PROGRAM CHART 2

KHSAA
 Form T2
 Rev. 9/02

Participation Opportunities Test Two

			Column 1	Column 2	Column 3	Column 4	Column 5
Program			Number of Teams Currently Offered	Number of Participants	Number of Teams Added in Last Five Years	Number of Participants Added in Last Five Years	Percent of Total Participation By Sex Added in Last 5 Years
GIRLS	Row 1	varsity:	5	52	1	5	
	Row 2	j.v.:	2	20			
	Row 3	frosh:	1	10	1	10	
	Row 4	total:	8	82	2	15	18.3% ✓
BOYS	Row 5	varsity:	5	54			
	Row 6	j.v.:	2	26			
	Row 7	frosh:	1	9			
	Row 8	total:	8	89	0	0	0

- 1) For Column 1, list the number of interscholastic teams offered for girls and boys at each competitive level (varsity, junior varsity, and freshman). For girls, total each of the entries in Rows 1, 2, and 3 into Row 4. For boys, total Rows 5, 6, and 7 into Row 8.
- 2) For Column 2, list the number of participants at each level. For girls, total each of the entries in Rows 1, 2, and 3 into Row 4. For boys, total Rows 5, 6, and 7 into Row 8. **Note:** The totals in Row 4 for girls and in Row 8 for boys must be the same as the totals in Form T-1, Column 3, Rows 1 and 2 respectively.
- 3) For Column 3, list the number of interscholastic teams that have been added in the last five years at each competitive level. Count each team added during the 5 year period only one time. e.g. Girl's junior varsity soccer was added 3 years ago, count the team only once, not 3 times. For girls, total the entries in Rows 1, 2, and 3 into Row 4. For boys, total Rows 5, 6, and 7 into Row 8.
- 4) For Column 4, list the number of participants that are currently on each level of the teams that were added in the last five years. If a team was added previously but no longer exists, there are no current participants to be added for that team. For girls, total the entries in Rows 1, 2, and 3 into Row 4. For boys, total Rows 5, 6, and 7 into Row 8.
- 5) For Column 5, calculate the percentage of participants that have been added in the last five years. For girls, take the number in Column 4, Row 4 and divide by the number in Column 2, Row 4. For boys, take the number in Column 4, Row 8 and divide it by the number in Column 2, Row 8.

Note: If the percentage of current participants added in the last five years is 25% or greater, compliance with test two may be possible. If less than 25%, then compliance with test three should be analyzed. **CAUTION:** 25% is not a formal compliance standard.

Principal's Signature: Elaine Brown Date: 4-8-03

2002-2003
ACCOMMODATION OF INTERESTS AND ABILITIES
SUMMARY PROGRAM CHART 3

Participation Opportunities Test Three

For any question answered "YES" identify the respective sport(s).

	GIRLS (Yes / No)		BOYS (Yes / No)
1. For a sport not currently played at the interscholastic level (varsity, junior varsity, or freshman) in your school, is there an intramural team offered for that sport?	NO		NO
2. For a sport <u>not</u> currently offered in your interscholastic athletics program, is there sufficient interest to form a viable interscholastic team based on participation on an intramural team or community recreation teams?	NO		NO
3. For a sport <u>not</u> currently offered, is there sufficient interest to form a viable interscholastic team based on student responses from the interscholastic survey?	Yes		Yes
4. For a sport currently offered at the varsity level only, is there sufficient interest to form a viable team for a junior varsity, or freshman team that is not currently offered?	NO		NO
5. For a sport currently offered at the junior varsity or freshman level is there sufficient interest to form a varsity team not currently offered?	NO		NO
6. If you answered YES to question (1), (2), (3), (4), or (5), are there enough high schools in your geographic area offering the sport (at the appropriate level) to allow for the development of a reasonable schedule of competition?	Yes		Yes

Principal's Signature: Elaine Brown Date: 4-8-03

2002-2003
ACCOMODATION OF INTERESTS AND ABILITIES+
SUMMARY PROGRAM CHART 4

Levels of Competition Test One

		Column 1	Column 2	Column 3
Girls	Team Levels	Number of Teams Currently Offered	Number of Participants	Percentage of Participants at Each Level
Row 1	varsity:	5	52	63.4% ✓
Row 2	j.v.:	2	20	24.4% ✓
Row 3	frosh:	1	10	12.2% ✓
Row 4	total:		82 ✓	100% ✓
Boys				
Row 5	varsity:	5	54	60.7% ✓
Row 6	j.v.:	2	26	29.2% ✓
Row 7	frosh:	1	9	10.1% ✓
Row 8	total:		89 ✓	100% ✓

- 1) Column 1, list the number of interscholastic teams offered for girls and boys at each competitive level; varsity, junior varsity, and freshman. (Refer to Form T-2, Accommodation of Interests and Abilities, Summary Program Chart 2, Column 1.)
- 2) For Column 2, list the number of participants at each level. For girls, total the entries in Rows 1, 2, and 3 into Row 4. For boys, total the entries in Rows 5, 6, and 7 into Row 8. (Refer to Form T-2, Accommodation of Interests and Abilities, Summary Program Chart 2, Column 2.)
- 3) For Column 3, calculate the percentage of female and male participants at each level.
For girls' varsity, junior varsity, and frosh, respectively:
 - Divide Column 2, Row 1 by Column 2, Row 4, and place the percentage in Column 3, Row 1.
 - Divide Column 2, Row 2 by Column 2, Row 4, and place the percentage in Column 3, Row 2.
 - Divide Column 2, Row 3 by Column 2, Row 4, and place the percentage in Column 3, Row 3.
 -
 For boys' varsity, junior varsity, and frosh, respectively:
 - Divide Column 2, Row 5 by Column 2, Row 8, and place the percentage in Column 3, Row 5.
 - Divide Column 2, Row 6 by Column 2, Row 8, and place the percentage in Column 3, Row 6.
 - Divide Column 2, Row 7 by Column 2, Row 8, and place the percentage in Column 3, Row 7.

Principal's Signature: Elaine Brown Date: 4-8-03

2002-2003
BUDGETED AND ACTUAL EXPENDITURES - PROGRAM COMPARISON CHART
TO INCLUDE BOOSTER CLUB FUNDING

KHSAA
 Form T35
 REV. 10/02

	equipment and supplies		travel		awards		coaches' salaries (to include supplemental and extended employment)		facilities improvements		publications (if sport-specific)	
	B	E	B	E	B	E	B	E	B	E	B	E
G basketball		1027		1121		123		6000				
B basketball		989		1096		135		6000				
G softball		477		722		77		3000				
B baseball		853		685		82		3000				
G cross country				420		58		750				
B cross country				420		55		750				
G golf				712		52		1000				
B golf				712		65		1000				
G soccer												
B soccer												
G swimming												
B swimming												

1. Budget and expenditures on this 2002-2003 year report due by April 15, 2003, should reflect the total monies budgeted and spent for the entire year of 2001-2002 ending June 30, 2002.
2. "B" is for budgeted dollar amounts and "E" is for actual dollar expenditures.
3. Booster Club Funding/Contributions must be included in the expenditures total.

Principal's Signature: _____

Flora Brown

Date: _____

4-14-03

**2002-2003
BUDGETED AND ACTUAL EXPENDITURES - PROGRAM COMPARISON CHART 2
TO INCLUDE BOOSTER CLUB FUNDING**

KHSAA
Form 136
REV. 10/02

Teams	equipment and supplies		travel		awards		coaches' salaries (to include supplemental and extended employment)		facilities improvements		publications (if sport-specific)	
	B	E	B	E	B	E	B	E	B	E	B	E
G track		118		715		127		1000				
B track		118		715		74		1000				
G tennis												
B tennis												
G volleyball												
B wrestling												
G (list sport)												
B (football)												
G (list sport)												
B (list sport)												

1. Budget and expenditures on this 2002-2003 year report due by April 15, 2003, should reflect the total monies budgeted and spent for the entire year of 2001-2002 ending June 30, 2002.
2. "B" is for budgeted dollar amounts and "E" is for actual dollar expenditures.
3. Booster Club Funding Contributions must be included in the expenditures total.

Principal's Signature: Glenn Brown Date: 4-14-03

2002-2003 KHSAA TITLE IX ATHLETICS AUDIT

KHSAA
Form T41
Rev. 9/02

Checklist - Overall Interscholastic Athletics Program

Areas of Compliance	ADVANTAGE TO (Respond based on Internal Evaluation by checking the appropriate column.)		
	GIRLS' PROGRAM	BOYS' PROGRAM	NEITHER PROGRAM
OPPORTUNITIES			
Accommodation of Interest and Abilities			✓
BENEFITS			
Equipment and Supplies			✓
Scheduling of Games and Practice Time			✓
Travel and Per Diem Allowances			✓
Coaching			✓
Locker Rooms, Practice and Competitive Facilities			✓
Medical and Training Facilities and Services			✓
Publicity			✓
Support Services			✓
Athletic Scholarships			✓
Tutoring			✓
Housing and Dining Facilities and Services			✓
Recruitment of Student Athletes			✓

Principal's Signature: Elaine Brown Date: 4-8-03

School Name: Menifee Co
 School Year: 2002-03
 Principal's Signature: Shirley Bottom
 Date: 4-14-03

**2002-2003
 TITLE IX
 CORRECTIVE ACTION PLAN**

To complete this form, indicate the intended area which needs corrective action, the suggested change and time table for implementation. You may copy this form as needed. Please attach corrective action plans along with audit forms and submit by April 15, 2003.

ITEM FOR CORRECTION	SUGGESTED CHANGE	TIME TABLE FOR CORRECTIVE ACTION
1. Increase games for girls Prime Time	Schedule girls basketball on Fridays and Saturdays	Attempt to equalize girls schedule in Prime Time with boys by beginning of 2006-07 school year, during a 3 year period. Increase number of Prime Time games in the next 3 years, with an increase each year.
2. Organize a committee for possibility of adding a fall girls sport.	Add fall sports in specifically girls formats and possibly both girls and boys formats	Study the possibility of adding volleyball as an intramural sport or interscholastic sport as indicated by surveys, within the next 3 years, by 2006-07 school year.

An explanation (status report) is needed for all areas identified previously as items for correction as well as all areas currently identified as items for correction. This form shall be typed.

Principal's Signature: Elaine Brown

Date: 4-8-03



2002-2003 INTERSCHOLASTIC ATHLETICS SURVEY

Summary of Student Responses

School Name: Menifee Co.
 School Enrollment: 346
 Date: April 4, 2003
 Completed By: Greg Howard, A.D.

Instructions:

1. Summarize the Student Athletics Interest Surveys Form T-61 by listing the total number of responses on the line next to each sport.
2. Under the Other Category please provide a listing of the sports as well as the number of students who are interested in participating.
3. Please sign and date the Summary Form (T-63) and mail the Summary Form only to the KHSAA by April 15, 2003. Do not mail the student surveys (Form T-61). However, these Forms should be maintained in your files in the event they are requested subsequently.

350 Number of Surveys
332 Total Returned
9-12 Grades Surveyed

How Was The Survey Administered? Homeroms, Grades 9-12
 (e.g. was it given in all English classes, or all home rooms, or advisee/advisor?)

Fall Sports (List Total Number of Participation Responses)

9 Cross Country (Girls)
12 Cross Country (Boys)
6 Field Hockey (Girls)
83 Football (Boys) *
6 Golf (Girls)
13 Golf (Boys)
19 Soccer (Girls)
15 Soccer (Boys)
42 Volleyball (Girls) *
6 Volleyball (Boys)

Winter Sport (List Total Number of Participation Responses)

27 Basketball (Girls)
25 Basketball (Boys)
18 Gymnastics (Girls)
 _____ Indoor Track (Girls)
 _____ Indoor Track (Boys)
20 Swimming & Diving (Girls)
12 Swimming & Diving (Boys)
 _____ Wrestling (Boys)

Spring Sport (List Total Number of Participation Responses)

27 Baseball (Boys)
24 Fast Pitch Softball (Girls)
18 Slow Pitch Softball (Girls)
20 Tennis (Girls)
6 Tennis (Boys)
16 Track (Girls)
12 Track (Boys)

Other Sports (From Student Survey T-61 Question 10)

Name of Sport	Number of Students Interested In Participating
<u>lacrosse</u>	<u>7</u>
<u>wrestling</u>	<u>10</u>
_____	_____
_____	_____
_____	_____
_____	_____
_____	_____

Number of Students who participate in Intramural Sports.
 (From Student Survey T-61 Question 5)

Sport	Number
<u>No intramurals</u>	_____
_____	_____
_____	_____
_____	_____
_____	_____

List Intramural Sports students are interested in adding:
 (From Student Survey T-61 Question 6)

Sport	Number
<u>volleyball (girls)</u>	<u>15</u>
<u>volleyball (boys)</u>	<u>10</u>
_____	_____
_____	_____
_____	_____

Participation in Non-School Sports Activities
 (From Student Survey T-61 Question 7)

<u>Sport</u>	<u>Number</u>
Church softball	15
Church basketball	12

Reasons for not participating in interscholastic athletics.
 (From Survey Question 8)

<u>Response</u>	<u>Number</u>
52 I prefer other activities such as band, chorus, etc.	52
65 I don't have time	65
45 The practice schedules and game times are inconvenient	45
22 The sport I like isn't offered	22
15 It's too expensive	15
8 I prefer to participate in club or intramural sports	8
37 Working	37
6 Other	6

Student Suggestions to encourage participation

More financial help
 Better practice schedule
 Hire more coaches

Elaine Brown
 Principal's Signature

4-8-03
 Date